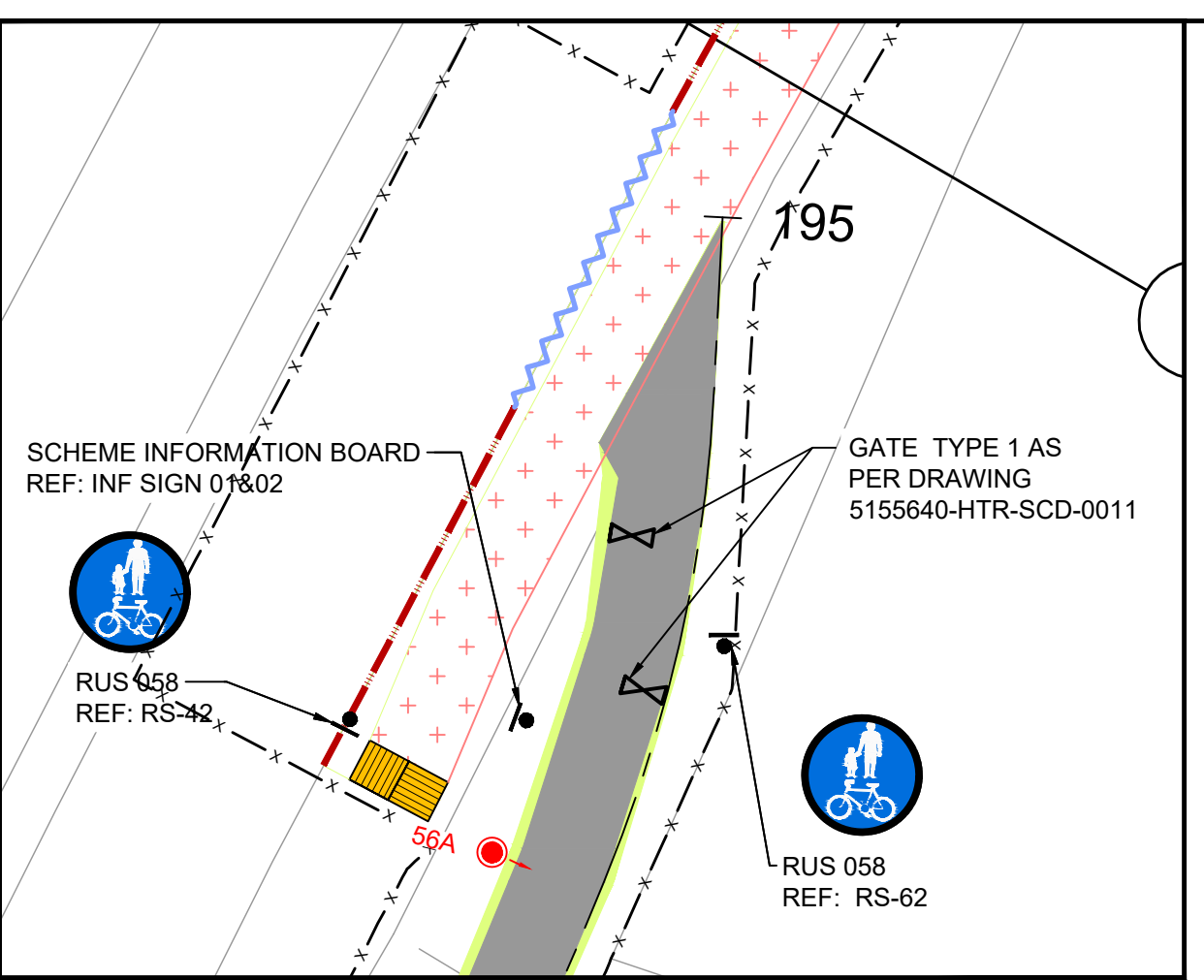


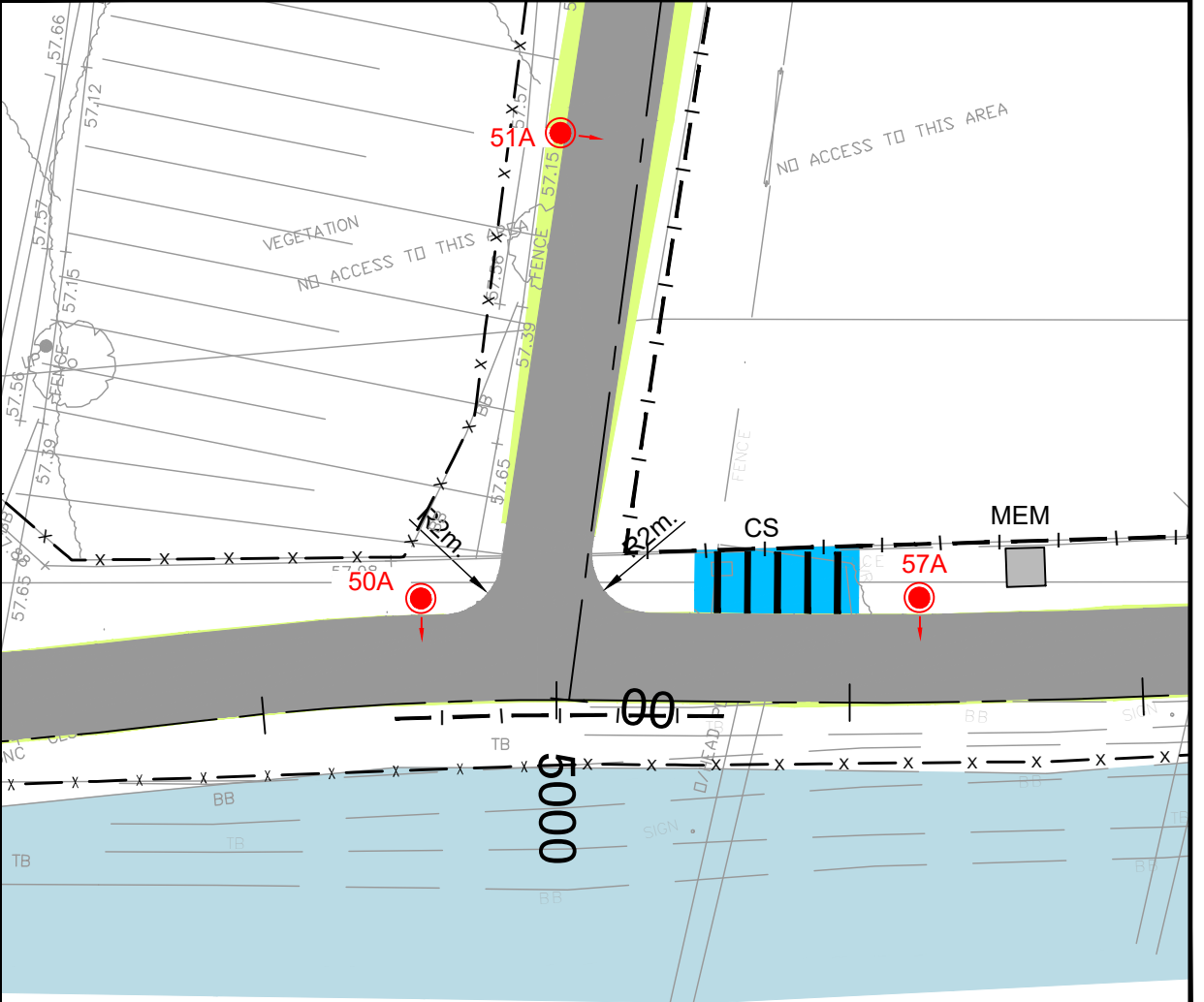
A1

DO NOT SCALE

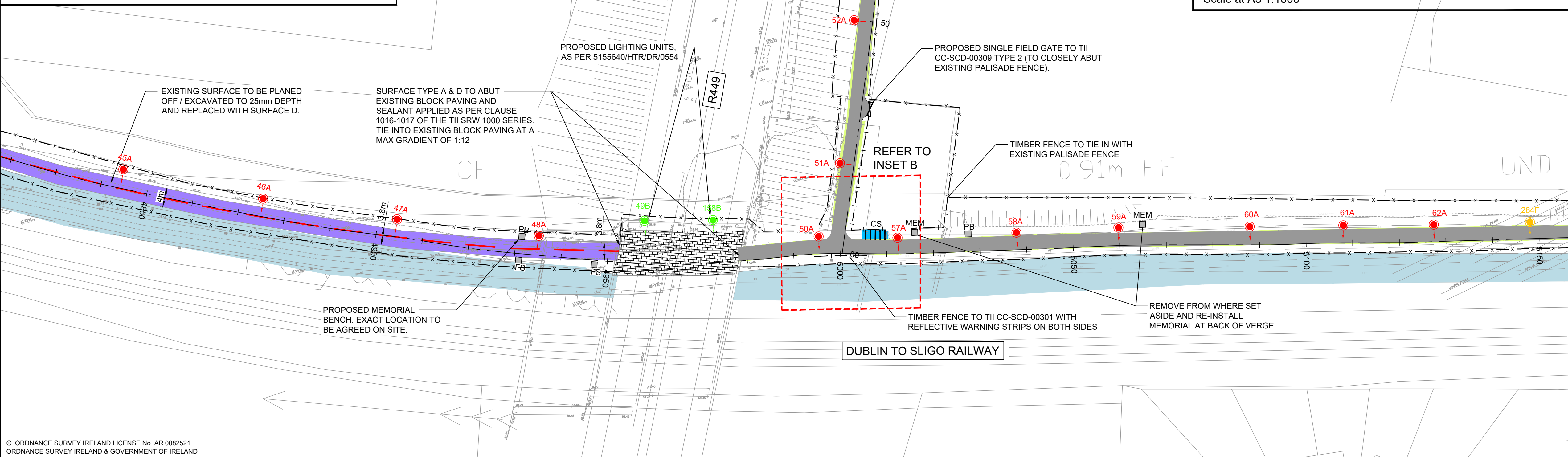
File: 5155640_HTR_DR_0109.dwg
Date: Oct 02, 2023 - 8:50am
Plotted by: Rcerography



INSET A
Scale at A1 1:250
Scale at A3 1:500



INSET B
Scale at A1 1:250
Scale at A3 1:500



© ORDNANCE SURVEY IRELAND LICENSE No. AR 0082521.
ORDNANCE SURVEY IRELAND & GOVERNMENT OF IRELAND



ATKINS
Member of the SNC-Lavalin Group

Client: KILDARE COUNTY COUNCIL

Project: THE ROYAL CANAL GREENWAY MAYNOOTH TO CONFEEY

Original Scale	Design/Drawn	Checked	Authorised
1:500 at A1 1:1000 at A3	DC	ST	DM
Date	Date	Date	Date
28.09.17	28.09.17	28.09.17	28.09.17
Status	Drawing Number		Rev
T	5155640 / HTR / DR / 0109		-

ISSUED FOR TENDER

RG 15.09.23 DR DM

Atkins House, 150-155 Ainslie Business Park, Swords, Co. Dublin
Tel (+353) 01 810 8000 Fax (+353) 01 810 8001

Unit 2B, 2200 Cork Airport Business Park, Cork
Tel (+353) 021 429 0300 Fax (+353) 021 429 0360

1st Floor Technology House Parkmore Technology Park, Galway
Tel (+353) 091 786 050 Fax (+353) 091 779 830

DESIGN NOTES:

- FOR TYPICAL CROSS SECTIONS REFER TO DRAWINGS 5155640/HTR/SCD/0015 AND 5155640/HTR/SCD/0020 - 0022.
- FOR FLAT TOP RAMP DETAILS REFER TO 5155640/HTR/SCD/0008.
- FOR GATE DETAILS REFER TO 5155640/HTR/SCD/0011 - 0013.
- FOR SURFACE TRANSITION / JOINT DETAILS REFER TO 5155640/HTR/SCD/0015.
- FOR SURFACE TYPE A AND TYPE B EDGE DETAILS REFER TO 5155640/HTR/SCD/0020

GENERAL NOTES

- ALL DIMENSIONS ARE IN MILLIMETRES UNLESS NOTED OTHERWISE
- ONLY WRITTEN DIMENSIONS SHALL BE USED. NO DIMENSIONS SHALL BE SCALED FROM THE DRAWINGS
- ALL LEVELS ARE IN METRES AND ARE TO MALIN HEAD DATUM
- ALL COORDINATES ARE IN METRES AND ARE TO IRISH TRANSVERSE MERCATOR
- DRAWINGS ARE TO BE READ IN CONJUNCTION WITH THE SPECIFICATION

LEGEND

- Extent of Works
- Surface A: Proposed Bituminous Surface Greenway, to Appendix 7/1
- Surface B: Proposed Grit Surface, to Appendix 7/1
- Surface C: Resurfaced Grit Surface, to Appendix 7/1
- Surface D: Proposed Bituminous Inlay to Appendix 7/1
- Surface E: Proposed Bituminous Inlay to Appendix 7/1
- Surface F: Proposed Bituminous Inlay to Appendix 7/1
- Tactile Paving as per 5155640/HTR/SCD/0004 (Uncontrolled Junction)
- Tactile Paving as per 5155640/HTR/SCD/0004 (Ladder & Tramline)
- Narrowed / Widened Greenway
- Bituminous Footway to Appendix 11/1
- Proposed Earthworks / Verge
- Existing Surface Area to be Retained
- Re-install Paving Blocks
- Royal Canal
- Proposed Concrete Footway / Build-out to Appendix 11/1
- Existing Kerb to be Retained
- Type A Precast Concrete Kerb to CC-SCD-01101 (With 125mm Upstand)
- Precast Concrete Kerb to CC-SCD-01101 (Transition 80mm / 125mm to 0mm Upstand)
- Type A Precast Concrete Kerb to CC-SCD-01101 (With 160mm Upstand)
- Type C Precast Concrete Kerb to CC-SCD-01101 (With 80mm Upstand Splayed at 45 Deg.)
- Type D Precast Dropped Kerb to CC-SCD-01103 (With 0mm Upstand)
- Vehicle Dropped Kerb (25mm Upstand)
- Random Rubble Masonry Capping to Existing Harbour Wall, to Appendix 24/1
- Kassel Kerb as per Drawing 5155640/HTR/SCD/0015, (160mm Upstand)
- Hedge - to Appendix 30/1
- Proposed Traffic Signs, to Appendix 12/1
- Proposed Verge Delineators to Appendix 12/2 of the Specification
- Proposed Cycle Lane Separators to Appendix 12/2 of the Specification
- Pencil Bollards to Appendix 12/2
- Proposed Timber Post & Rail Fence to TII CC-SCD-00301
- Proposed Timber Post and Tension Mesh Fence to TII CC-SCD-00320
- Proposed Railing Type 1 to Appendix 4/2
- Proposed Railing Type 2 to Appendix 4/2 of
- Pedestrian Guardrail to Appendix 4/2
- Proposed Greenway Gate
- Single Steel Field Gate to TII-SCD-00309 (Type Z)
- Proposed Park Bench as per Appendix 30/2
- Relocated Fishing Stand
- Relocated Memorial
- Proposed Picnic Table as per Appendix 30/2
- Proposed Cycle Counters as per Appendix 30/2
- Proposed Mooring Ring to Appendix 30/2
- Proposed Cycle Stands to Appendix 30/2
- Proposed Cycle Repair Stand as per Appendix 30/2
- Proposed Litter Bin as per Appendix 30/2
- Proposed Lighting Columns as per Appendix 13/1 (Type A)
- Proposed Lighting Column (Rooting Only) as per Appendix 13/1 (Type A)
- Proposed Lighting Units as per Appendix 13/1 (Type B)
- Proposed Lighting Column as per Appendix 13/1 (Type C)
- Proposed Lighting Column as per Appendix 13/1 (Type E)
- Proposed Lighting Column as per Appendix 13/1 (Type F)
- Proposed Table Top Ramp



DO NOT SCALE