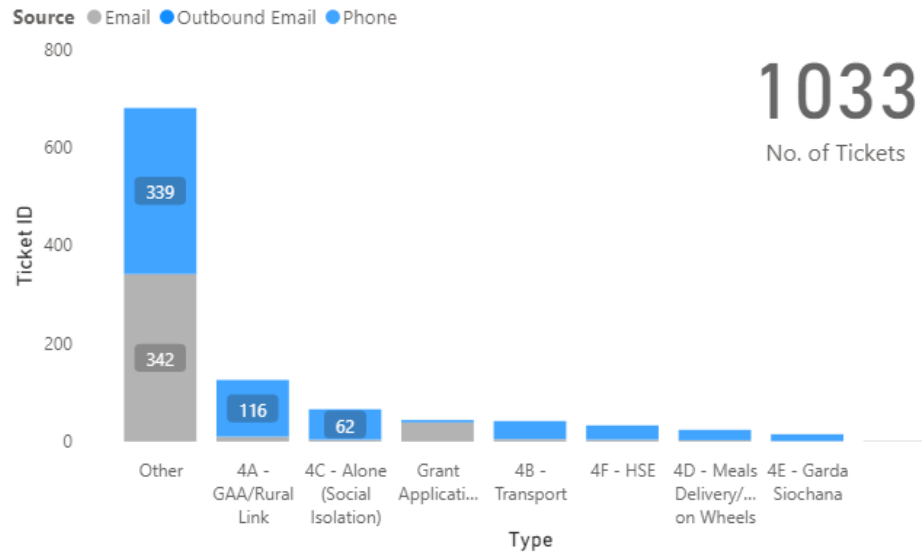


## Appendix 1

The first table shows the total number of requests and the breakdown per category

The second table shows the location and the type of request

### No. of Tickets by Type and Source



### Status

- Select all
- Closed
- Open
- Pending
- Referred to CR Agency (2)
- Resolved

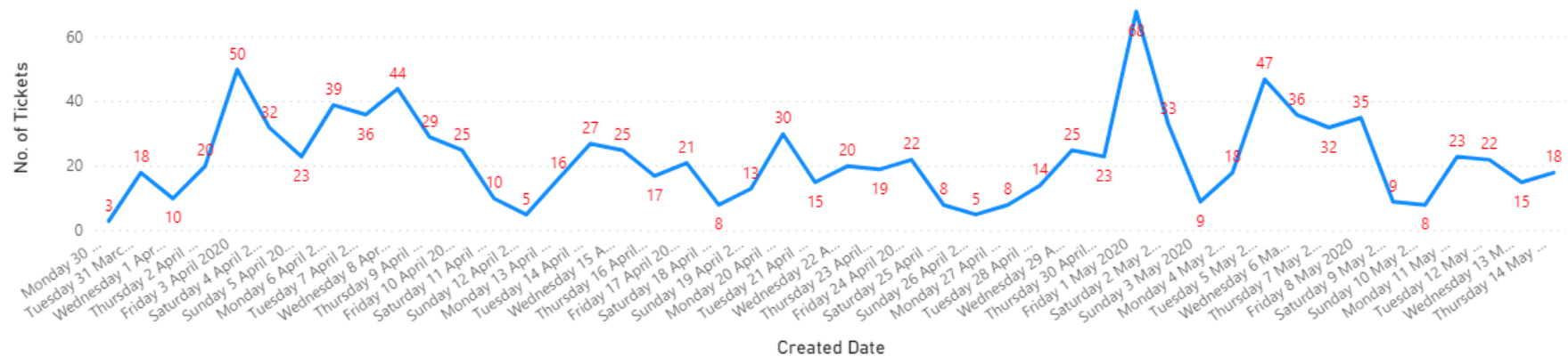
### Created Date

3/30/2020 5/14/2020

### Type

- Select all
- 4A - GAA/Rural Link
- 4B - Transport
- 4C - Alone (Social Isolation)
- 4D - Meals Delivery/Meals on ...
- 4E - Garda Siochana
- 4F - HSE
- Grant Application
- Other

### No. of Tickets by Created Date



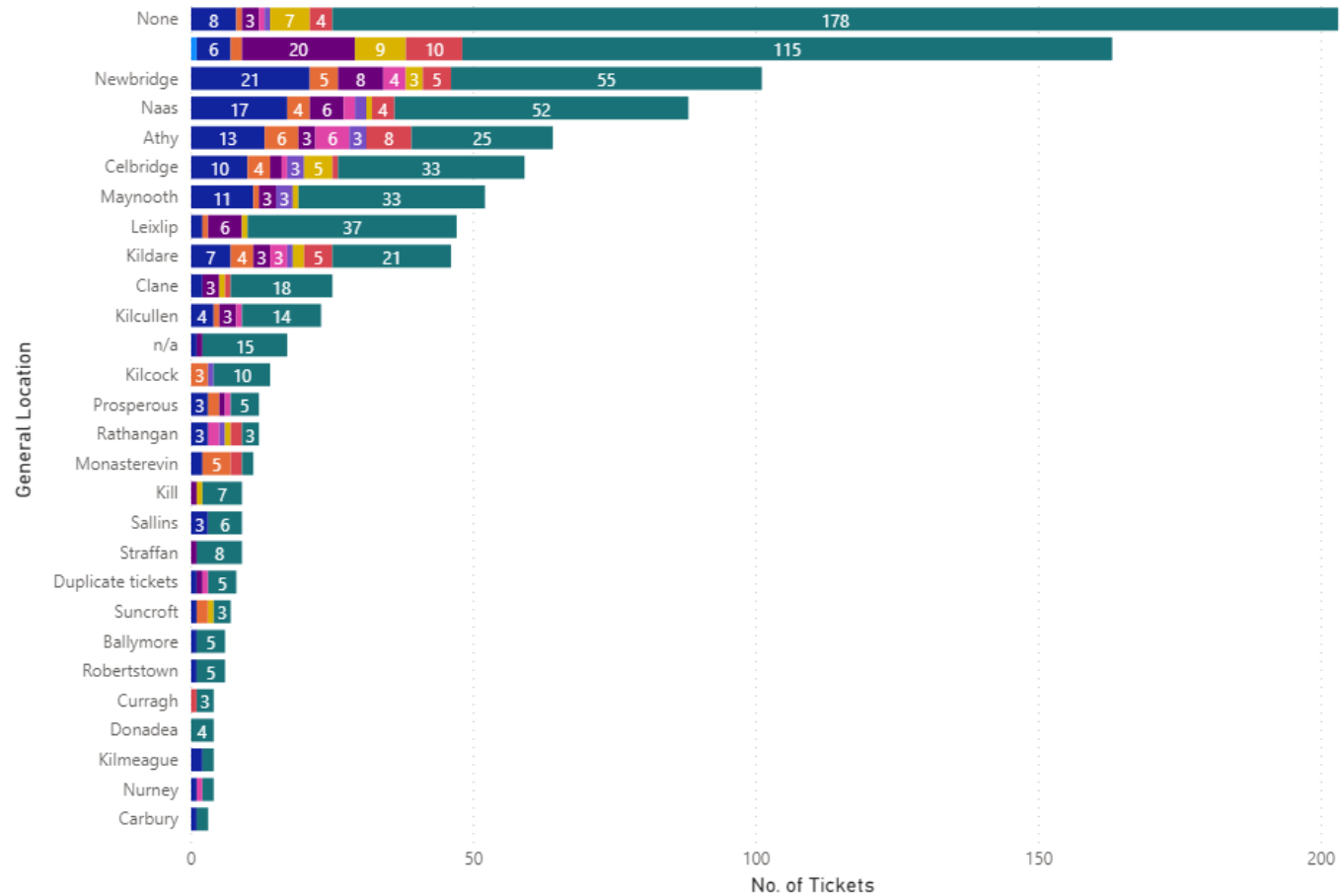
## Appendix 1

The first table shows the total number of requests and the breakdown per category

The second table shows the location and the type of request

No. of Tickets by General Location and Type

Type ● 4A - GAA/Rural Link ● 4B - Transport ● 4C - Alone (Social Isolation) ● 4D - Meals Delivery/M... ● 4E - Garda Siochana ● 4F - HSE ● Grant Application ● Other



### Type

- 4A - GAA/Rural Link
- 4B - Transport
- 4C - Alone (Social Isolation)
- 4D - Meals Delivery/Meals on ...
- 4E - Garda Siochana
- 4F - HSE
- Grant Application
- Other

### Created Date

3/30/2020

5/14/2020