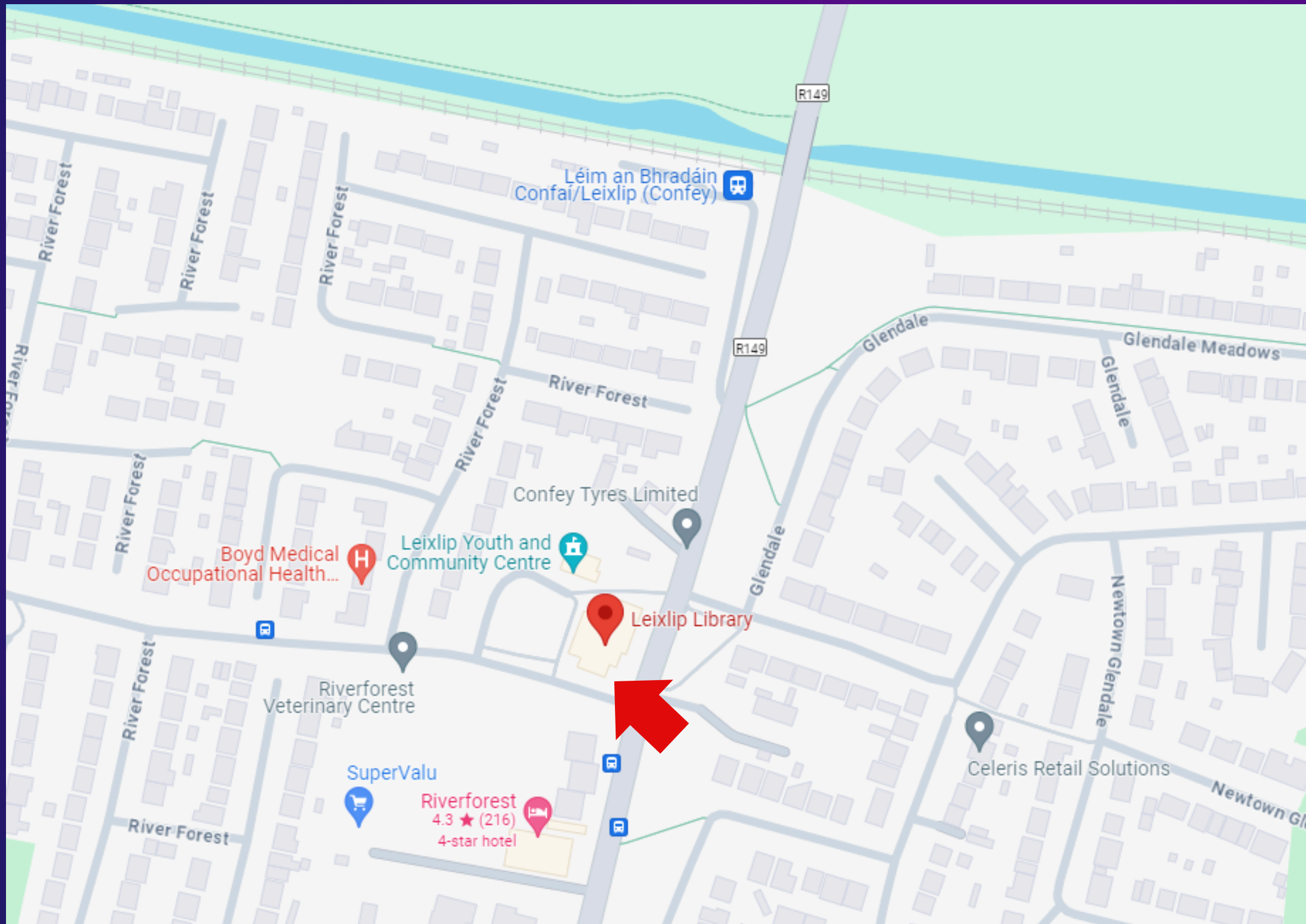




Welcome to Leixlip Community Library: A Social Story





The library is at the
top of Captain's Hill
in Leixlip

It will take me about 15
minutes to walk there
from Leixlip village.

The Eircode is
W23 WR96



The library is next to
the Leixlip Youth &
Community Centre.



The library is near
Leixlip (Confey) train
station.

This train station is
very close to the
library. Walking to the
library from the train
station will take 5
minutes.



I can also take a bus to the library. Bus numbered L54, L58 and L59 stop near the library - I should ask the driver to stop at Captain's Hill or Leixlip Library



There is a small car park beside the library where I can park if I come in a car.

Sometimes this car park is very busy and it is difficult to find a car parking space



There are two
Disability Parking
spaces if I need them.
They are right in front
of the library.



This is what the entrance looks like.



The library is
open at these
times:

Monday	10am - 5pm
Tuesday	10am - 8pm
Wednesday	10am - 5pm
Thursday	10am - 8pm
Friday	10am - 5pm
Saturday	10am - 5pm
Sunday	Closed

If I need to ask a question before going to the library, I can call **045-980844** or email **leixliplib@kildarecoco.ie**. The staff will be able to help me. I can also find information on the library website:

www.kildarecoco.ie/library/



There is an Online 360
tour of the library
<https://captur3d.io/view/kildare-libraries/leixlip-library>



The mains sliding doors
open automatically
when I walk in or out.

When I walk into the library
I will be in the lobby.

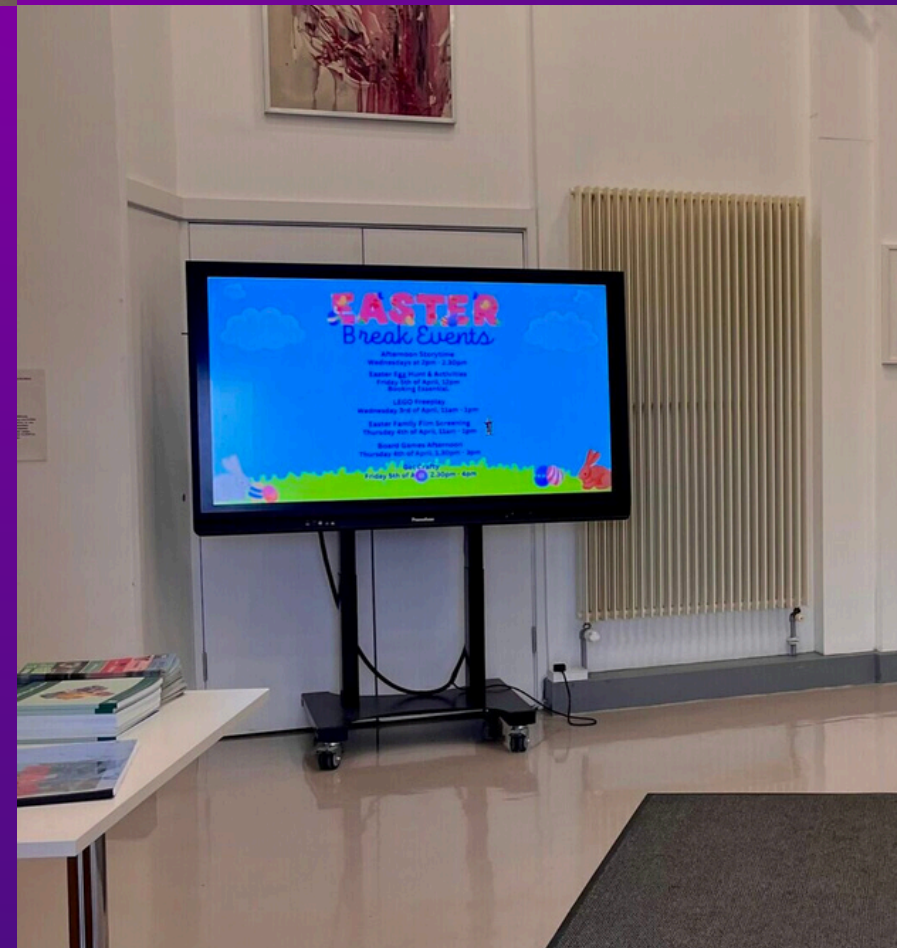
This is the lobby:



There is a noticeboard in the lobby that can show me what's going on in the library.



There is also a large screen which will have a slideshow of what's going on.





This is the entrance to the Gallery Space.

If I am here for an event, I will go through these doors. These doors are in the lobby on the left hand slide.

This is the Gallery Space





The Toilets are in here:

This door is in the lobby. It is right beside the entrance to the library.

Ask at the library desk for access.




These are the stairs and elevator to the Platform 4 studio upstairs. If I need to go up there I should ask a member of staff first.

To enter the library, I go through this door. The door will open automatically when I walk near it.



I will see this door in front of me when I walk into the lobby

The inside of the library looks like this:



The library is a place where people come to relax, study, read books and many other things.

Sometimes the library can be busy and noisy - if I need to, I can ask for help.



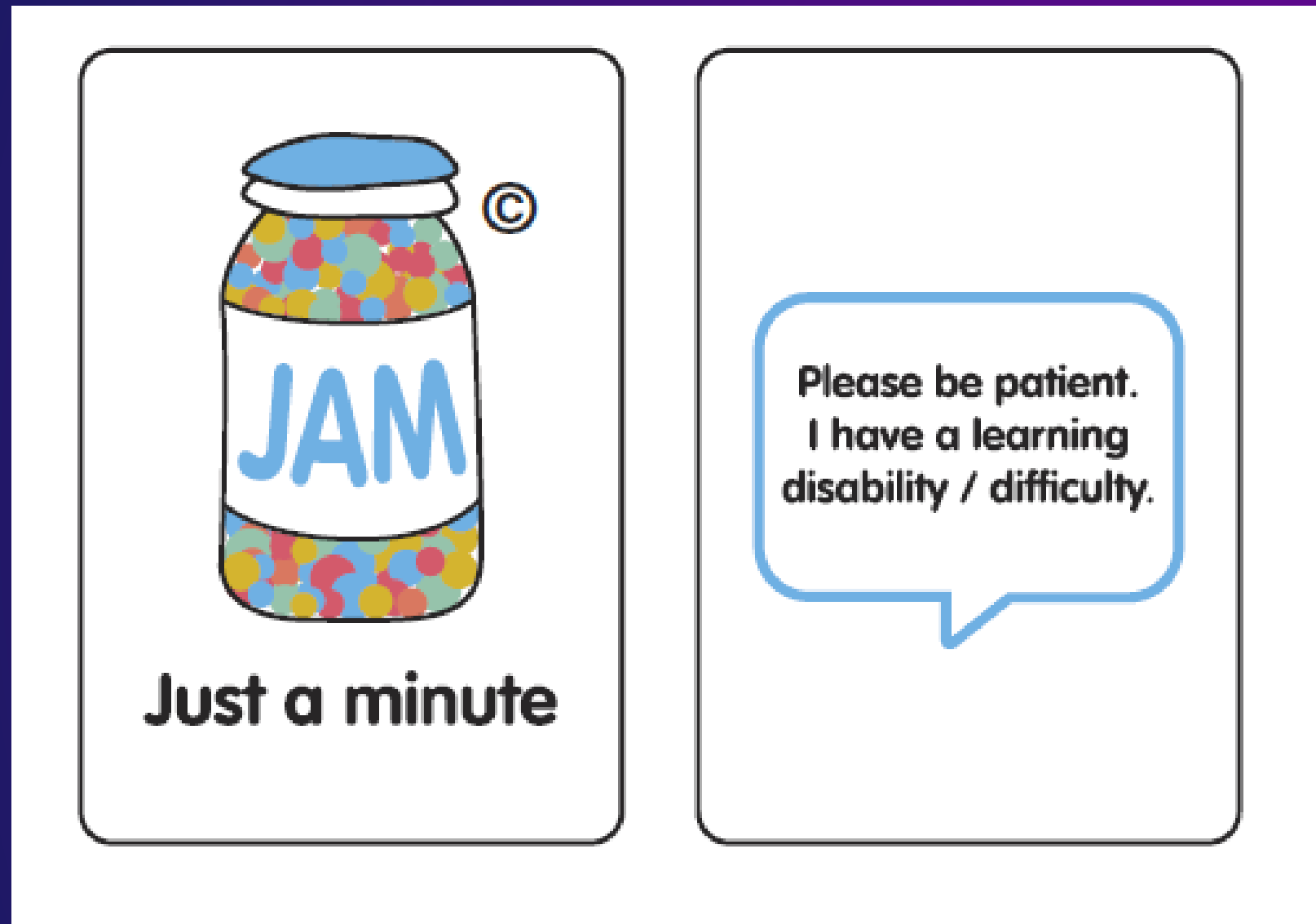
This is the library desk. If I need help I can come to a member of staff here.



Jam Card

I can get a Jam Card from a member of staff.

This card can help me to tell others that I need extra time and understanding in a private and easy way.




PCs (Personal Computers)

If I want, I can log on to one of the computers.

I will need my library card to log on.

I type in my Library Card Number and my PIN, which are 4 numbers I choose when getting my card



This is the Lapsafe. If I want to borrow a laptop while in the library, I can scan my library card to take one out.




If I want to take out books, DVDs or games from the library, I will need to join the library and get a library card. It is free to join the library. This is a library card:



To join the library there are a few things I need to do:

1. I will need to bring photo ID and proof of address with me.



My photo ID can be a passport, driving licence, student ID, or an Age Card. My proof of address can be a bank statement, driving licence or a utility bill.

If I am Under 18 my parent or guardian will need this information.

2. I will need to bring my photo ID and proof of address to a staff member at the desk




When I have done these things, the staff member will
give me a library card



I am a now member of the library!

I can borrow books, DVDs, CDs and games to bring home with me




I can keep these for **3 weeks** (21 days) before I have to return them.


I can Renew them if I would like them for longer.

I can join online before I come in:

[Home](#) [Events](#) [Book a Study Space](#) [PCs & Printing ▾](#) [Toys, Technology & Training](#) [As Gaeilge](#) [Join Online](#) [Login ▾](#)



Seirbhís Leabharlainne Chill Dara
Kildare Library Service



Advanced search ▾

Home > Register

Register

Becoming a member of Kildare Library Service

It is FREE to join Kildare Library Service!

You can join at any age but children and young people under the age of 18 must get the permission of a parent or guardian to join the library.

Parents/guardians are responsible for their children in the library, for their children's selections and use of library materials and services, including access to the Internet and eServices.

Join Online

If you join online, you will need to visit a library within 32 days and produce photographic identification (ID) (who you are) and proof of current address (where you live) to finalise your membership and get your library card.

I can borrow and return items through the self-service machine. There will be instructions on the screen to show me what to do.

If I need help, I can ask a member of staff.



I can also borrow and return items from the library desk.



If I borrow from the desk, the librarian will scan my items and can print out a receipt with the return date on it.





I can also return items to
the returns box outside
the library

I can leave items in here
even when the library is
closed.

I can also use the library on my computer at home and on my tablet/smartphone. I can borrow books and read comics and many other things. If I want to do this, I will ask a librarian for help



There are **computers** in the library that I can use. I can use them for 50 minutes each day for free using my library card.



I can print items from the library computers. I can also photocopy items here. There is a small fee for this.



With my library card, I can play a computer game for 30 minutes per day!

I need to respect other library users and keep noise to a minimum when I am playing.

If I want to play I can ask a member of staff.



There is even a
3D Printer, where I can
make really cool things.

If I want to 3D Print
something I can ask a
member of staff what to
do.



There is a Sensory Pod which I can book. I can use the Pod to calm down and relax.



There is a Tovertafel too, which has games and puzzles which are projected onto the floor



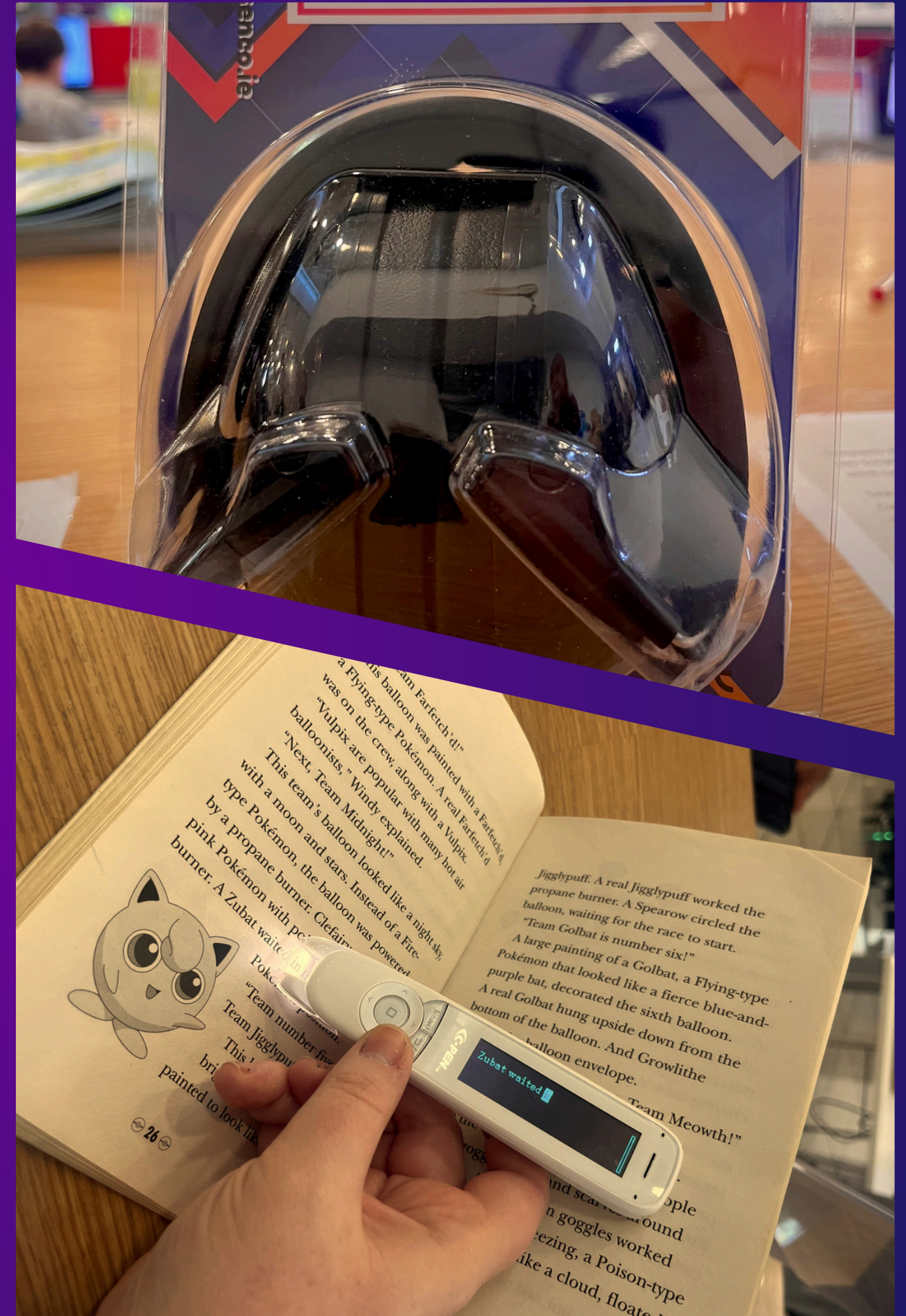
There is a box of sensory toys I can use in the library.



A member of staff can help me book a time to use the Sensory Pod and Tovertafel.

They also have noise-cancelling headphones and a reader pen that I can use during my visit.

If I want, I can put your name on the waiting list to borrow the reader pen from the library.





This is the Junior Section.
I will see this first when I walk into the library.

There high tables
and chairs where I
can do some work.

This is next to the
Young Adult
section.



There is a sofa and chairs in the Adult Section where I can sit and relax.





There is a sensory garden I can visit too!



To get to the Sensory Garden I have to go the Junior Section.

There is a button by the Sensory Garden sign that will open the door for me.

Sometimes the play area is available. If it is, I can play with the stuffed animals and games.
This is in the Gallery Space.



If the play area is not available, I can still play
with the puzzles in the Junior Section.
I can get puzzles and colouring sheets at the
desk.



If I want a Newspaper, I
can also ask for it at the
desk.



If I need to work or study, I can use the tables and desks in the library. Children can study at the high tables.



There is an adult and teen study space on the mezzanine. I can book a space at the library desk. I can get to this by going up the stairs by the Adult Section.





Thank you for visiting
Leixlip Library